

2024 FGN BUDGET AND YOU - BUSINESS OPPORTUNITIE S

TOPE FASUA PhD


JAN 18, 2024



COVERED

- REVIEW OF KEY FIGURES
- COMPARATIVE NATIONAL BUDGETS
- WHY 2024 BUDGET IS DIFFERENT
- SECTORIAL DECOMPOSITION
- NEW REFORMS AND THE 2024 BUDGET
- INFLATION MANAGEMENT
- RAMPING UP GROWTH. HOW?
- BUSINESS OPPORTUNITIES

SNAPSHOT OF BUDGET 2024



TOTAL EXPENDITURE
N28.77 Trn



ASSUMPTIONS

INFLATION RATE	21.4%
OIL PRODUCTION	1.78mbd
OIL PRICE	\$77.98mbd
GDP GROWTH RATE	3.88%
EXCHANGE RATE	N800/\$

COMPARATIVE NATIONAL BUDGETS

SOUTH AFRICA - \$132
BN

ANGOLA - \$29.8 BN

ALGERIA - \$114 BN

KENYA - \$23 BN

MOROCCO - \$32.5 BN

GDP GROWTH RATE

PROMISE – DOUBLE-DIGIT

EXPECTED 3.88%

HOW CAN WE RAMP UP GDP
GROWTH?

WHY 2024 BUDGET IS DIFFERENT

RELATIVE LARGER SIZE

SKEW IN FAVOUR OF CAPITAL BUDGETING

OIL SECTOR LEAP (8TRN)

REDUCED DEFICIT (N9trn from N13Trn)

EXCHANGE RATES

PRIVATE SECTOR FOCUS

State Govts – N15.9 trn

LAGOS - N2.25 Trn

AKWA IBOM -845 Bn

RIVERS – N800 Bn

DELTA – N724 Bn

OGUN – N703 Bn

IMO – N592 Bn

EBONYI – N202 Bn

NASARAWA – N200 Bn

EKITI – N160 Bn

CHECK
OUT
THE
BUDGET
AT

<https://www.budgetoffice.gov.ng/index.php/resources/internal-resources/budget-documents/2024-budget>

SECTORIAL DECOMPOSITION

-
- NEW MINISTRIES
 - BLUE ECONOMY
 - STEEL
 - GAS
 - HOUSING
 - CREATIVES
 - DIGITAL
 - SOLID MINERIALS

NEW REFORMS

SUBSIDY REMOVAL

NAIRA FLOATING

NEW RULES AROUND TSA



CHECKING SOME ASSUMPTIONS

ASSUMPTIONS

INFLATION - 21%

NAIRA EXCHANGE - N800

GDP GROWTH - 3.88%

CRUDE PRODUCTION - 1.7M BPD

BUT WHAT ABOUT OTHER ASSUMPTIONS APART FROM CRUDE?

- THE CRUDE OIL DOMINATION CREATES WRONG IMPRESSION
- ONLY 30% OF CRUDE PRODUCTION IS OURS
- WHAT ABOUT SOLID MINERALS?
- BETTER NEXT TIME - FGoEs are now being made to do the right thing

INFLATION MANAGEMENT

MONETARY PHENOMENON

SELLER'S INFLATION

SHRINKFLATION

PROFIT-LED INFLATION

EVERYBODY'S BUSINESS

NAIRA
RATE -
NEED FOR
MORE
REFORMS

TAIL WAGGING THE DOG

BLACK MARKET MUST BE
CONTROLLED

MANAGED FLOATING IS FEASIBLE

STAGE OF OUR ECONOMY

4 THEORIES OF CURRENCY CRISIS

RAMPING UP GDP GROWTH – HOW?

New ministries
focus

PFPTR
Committee.
COMPLIANCE
ONLY

New laws
around TSA

Petrol sector
performance

Infrastructure
investment –
Lekki
Ports/Rail/Kano

Agric sector
initiatives.
500,000
hectares of
farmland

Higher FAAC for
states.
Arbitrage
advantage

Ramping up growth

Upcoming Consumer Credit Revolution

Public sector reorganization

Mass reorientation

Power of technology

Rebasing GDP . E-commerce. Fintechs.

Domestic refining

Upcoming reforms in FX sector

DEBT QUESTION

IS NIGERIA'S DEBT
TOO LARGE?

RECENT LIST OF LEAST
-INDEBTED NATIONS IN
AFRICA. NIGERIA IS NO
9. (CAMEROON, CHAD,
EQG, COMOROS,
GUINEA, DRC,
ETHIOPIA)

WE NEED MORE
DOMESTIC DEBT

AT 41%, OUR BALANCE
SHEET COULD BE
MORE STRATEGICALLY
LEVERAGED

GLOBAL DEBT TO GDP
= 300%

AVERAGE DEBT TO
GDP EUROPE = 81%.
USA=130%

Economic growth will
not walk in except we
chase it and search for
and encourage it.

WHAT'S IN 2024 BUDGET FOR YOU

NEW MINISTRIES

LARGER NAIRA BUDGET

STATES FAAC HAVE TRIPLED

MORE LIQUIDITY IN THE SYSTEM

OPPORTUNITIES FOR
CONTRACTING/CONSULTING

HIGHER REVENUES - REFORMS IN PFPTR
AND TSA

OPPORTUNITIES

N8 TRILLION CLAWBACK
FROM FX
REFORMS/SUBSIDIES

SPEEDY PASSAGE AND
COMMENCEMENT

IMPORT/EXPORT BUSINESS

STATES SHOULD BE ABLE
TO PAY OLD
CONTRACTORS

STATES/FG TO ISSUE MORE
CONTRACTS



Federal Government of Nigeria

Budget of Renewed Hope 2024 Proposed Budget

**Inclusive of supplementary budget

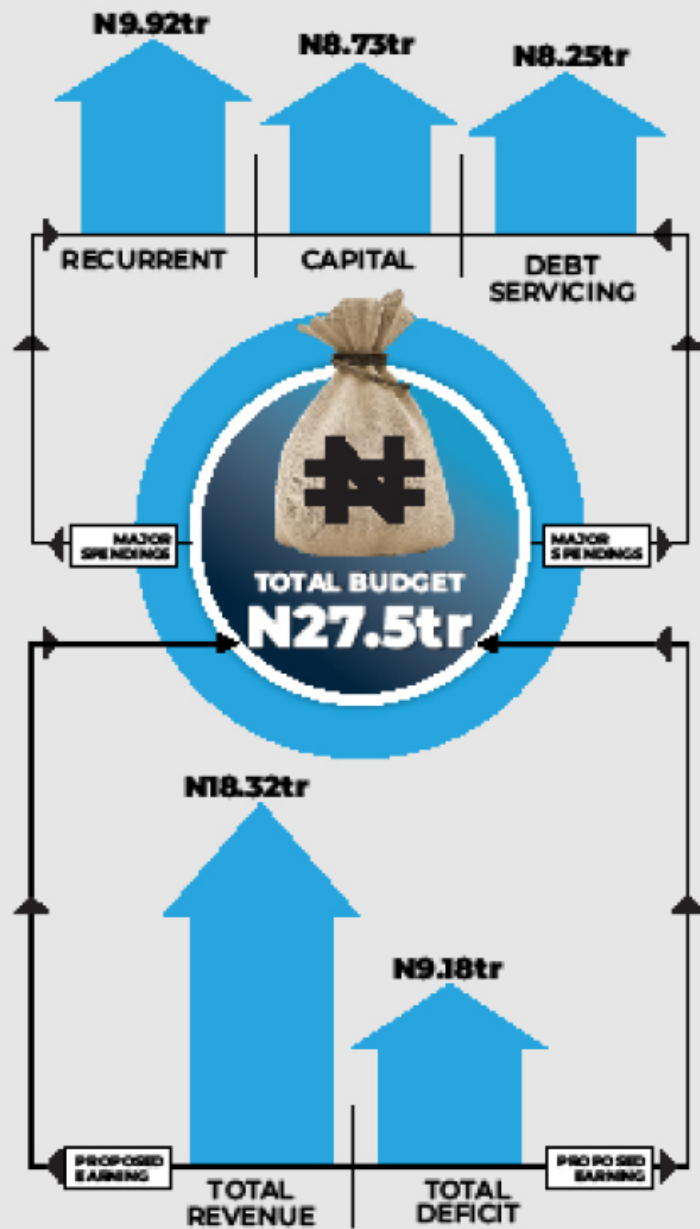
	2024 N'trn	2023** N'trn	% Change
Aggregate Revenue	18.32	11.05	65.90%
Oil	7.94	2.29	247.12%
Non-Oil	3.52	2.43	44.72%
Independent & Other sources	6.86	6.33	8.38%
Aggregate Expenditure	27.50	24.82	10.79%
Recurrent Non-Debt	9.92	9.32	6.39%
Debt Service (excl. sinking fund)	8.25	6.31	30.62%
Capital Expenditure	7.72	7.96	-3.02%
Statutory Transfers (incl. capex)	1.38	0.99	39.63%
Sinking Fund	0.24	0.25	-1.64%
Budget deficit	9.18	13.78	-33.38%

Key Assumptions

- \$78**
Benchmark oil price per barrel
- 1.78**
Oil production (mbpd)
- N750.00**
Exchange rate (Naira to US\$1)
- 21.40%**
Target inflation
- 3.76%**
GDP Growth rate




2024 Budget Proposal




OTHER ESTIMATIONS



SOME SECTORIAL ALLOCATIONS



Sectorial allocation comparison



A Bill

For

An Act to authorise the issue from the Consolidated Revenue Fund of the Federation, the total sum of ₦28,777,404,073,861 (twenty eight trillion, seven hundred and seventy-seven billion, four hundred and four million, seventy-three thousand, eight hundred and sixty-one Naira) only, of which ₦1,742,786,788,150 (one trillion, seven hundred and forty-two billion, seven hundred and eighty-six million, seven hundred and eighty-eight thousand, one hundred and fifty Naira) only is for Statutory Transfers, ₦8,270,960,606,831 (eight trillion, two hundred and seventy billion, nine hundred and sixty million, six hundred and six thousand, eight hundred and thirty-one Naira) only is for Debt Service, ₦8,768,513,380,852 (eight trillion, seven hundred and sixty-eight billion, five hundred and thirteen million, three hundred and eighty thousand, eight hundred and fifty-two Naira) only is for Recurrent (Non-Debt) Expenditure while the sum of ₦9,995,143,298,028 (nine trillion, nine hundred and ninety-five billion, one hundred and forty-three million, two hundred and ninety-eight thousand, twenty-eight Naira) only is for contribution to the Development Fund for Capital Expenditure for the year ending 31 December, 2024.

SCHEDULES

First Schedule

Section 1(2)

HEAD**REVENUES**

PART A	FGN Share of Gross Federation Revenues	12,739,069,984,307
PART B	Deductions	(1,502,632,513,940)
PART C	FGN Share of Net Federation Revenues	11,236,437,470,367
PART D	Independent Revenues	1,907,775,748,763
PART E	Other dividends	357,923,133,707
PART F	Aid and Grants	685,632,294,000
PART G	Special Funds/Accounts-Receipts	300,000,000,000
PART H	Government-Owned Enterprises (Net of Operating Surplus)	3,645,080,469,662
PART I	Others	1,465,624,571,448
	Aggregate Revenues/Inflow	19,598,473,687,947

EXPENDITURES

PART J	Statutory Transfers	1,742,786,788,150
PART K	Debt Service / Sinking Fund	8,270,960,606,831
PART L	Recurrent (Non-Debt) Expenditure	8,768,513,380,852
PART M	Capital Expenditure	9,995,143,298,028
	Aggregate Expenditure	28,777,404,073,861
	Surplus / Deficit	(9,178,930,385,914)
	Financing Items	
PART N	Debt Financing	7,828,529,477,860
PART O	Asset sales / Privatisation	298,486,421,740

ET P	Multi-Lateral / Bi-Lateral Project-Tied Loans	1,051,914,486,314
	Aggregate Financing Items	9,178,930,385,914
	Part A - FGN Share of Gross Federation Revenues	
AD	Share of Federation Revenues	
1	Federal Government Share of Main Pool	12,119,685,464,451
2	Federal Government Share of Vat Pool	593,117,826,415
3	Federal Government Share of EMTL	26,266,693,442
	Total - Share of Federation Revenues	12,739,069,984,307
	Part B – Deductions	

Part B – Deductions

HEAD	Deductions	
4	Oil & Gas Deductions	188,629,896,389
5	Non-Oil Deduction - Cost of Collection	323,614,872,074
6	Transfer to FCT, Ecological, Stabilisation and Natural Resources Funds	990,387,745,477
	Total – Deductions	1,502,632,513,940

Part C - FGN Share of Net Federation Revenues

HEAD	FGN Share of Net Federation Revenues	
7	Federal Government Share of Main Pool	10,699,211,070,293
8	Federal Government Share of Vat Pool	512,833,397,431
9	Federal Government Share of EMTL	24,393,002,643
	Total - Share of Federation Revenues	11,236,437,470,367

Part F - Aid and Grants

HEAD

Aid and Grants

18 Foreign Aid / Grant (in cash) 685,632,294,000

Total - Aid and Grants 685,632,294,000

Part G - Special Levies / Accounts - Transfers to CRF/CDF

HEAD

Special Levies / Accounts

19 Transfers to CRF/CDF 300,000,000,000

20 Special Accounts

Total - Special Levies / Accounts 300,000,000,000

Part H - Government-Owned Enterprises

21 Government-Owned Enterprises 4,853,565,246,556

22	Goes Operating Surplus (80% of which is captured in Independent Revenue)	(1,208,484,776,894)
	Total - goes Revenue (Net of Operating Surplus)	3,645,080,469,662
	Part I Others	
HEAD	Others	
23	Education Tax (TETFUND)	700,000,000,000
24	Signature Bonus / Renewals	251,455,481,172
25	Share of Oil Price Royalty	24,169,090,276
	Exchange Rate Differentials	490,000,000,000
	Total - Others	1,465,624,571,448
	Part J - Statutory Transfers	
HEAD	Statutory Transfers	
26	National Judicial Council	341,625,739,236
27	Niger-Delta Development Commission	338,924,732,832

28	Universal Basic Education Commission	263,043,551,250
29	National Assembly	
	National Assembly Office	36,727,409,155
	Senate	49,144,916,519
	House of Representatives	78,624,487,169
	National Assembly Service Commission	12,325,901,366
	Legislatives Aides	20,388,339,573
	PAC - Senate	130,000,000
	PAC - House of Representatives	150,000,000
	General Services	30,807,475,470

National Institute for Legislative and Democratic Studies (NILDS)	9,008,041,577
Service-Wide-Vote	15,188,769,736
Office of Retired Clerks and Perm. Secretaries	1,230,040,104
Appropriation Committee Department - Senate	200,000,000
Appropriation Committee Department - House	200,000,000
NASS Library Complex (Take-Off Grant)	12,123,150,000
Procurement of Books for the NASS Library	3,000,000,000
NASS Liabilities	9,904,350,000
Constitution Review	1,000,000,000
Completion of NILDS HQ	4,500,000,000
Construction of NASC building (Ongoing)	10,000,000,000
Alternative Power Supply (Solar Power System)	4,000,000,000
NASS Zonal Liaison Offices	3,000,000,000

NASS Car Park Project - Senate	3,000,000,000
NASS Car Park Project - House of Representatives	3,000,000,000
NASS Hospital Project	15,000,000,000
NASS Recreation Centre	4,000,000,000
Furnishing of Committee Meeting Rooms & other Offices within the Senate Building	2,700,000,000
Furnishing of Committee Meeting Rooms for House Representatives Building Part I & II	3,000,000,000
Upgrade of NASS Key Infrastructures	3,000,000,000

	Design, Construction, Furnishing and Equipping of NASS Ultra-modern Printing Press	3,000,000,000
	Design, Construction, Furnishing and Equipping of the National Assembly Budget & Research Office (NABRO)	4,000,000,000
30	Public Complaints Commission	14,460,000,000
31	Independent National Electoral Commission (INEC)	40,000,000,000
32	National Human Rights Commission	5,000,000,000
33	North East Development Commission	131,836,332,912
34	Basic Healthcare Provision Fund	131,521,775,625
35	National Agency for Science and Engineering Infrastructure (NASENI)	131,521,775,625
	Total - Statutory Transfers	1,742,786,788,150

HEAD	Debt Service	
36	Domestic Debts (including Ways and Means)	5,299,702,927,540
37	Foreign Debts	2,747,595,527,533
	Sub-Total	8,047,298,455,073
HEAD	Sinking Fund:	
38	Sinking Fund to Retire Maturing Promissory Notes	223,662,151,758
	Sub-Total	223,662,151,758
	Total - Debt Service	8,270,960,606,831
	Part 1 - Recurrent (Non-Debt) Expenditure	
HEAD	Ministry/Department/Agency	
	Executive:	
39	Presidency	97,913,321,898

HEAD	Debt Service	
36	Domestic Debts (including Ways and Means)	5,299,702,927,540
37	Foreign Debts	2,747,595,527,533
	Sub-Total	8,047,298,455,073
HEAD	Sinking Fund:	
38	Sinking Fund to Retire Maturing Promissory Notes	223,662,151,758
	Sub-Total	223,662,151,758
	Total - Debt Service	8,270,960,606,831
	Part 1 - Recurrent (Non-Debt) Expenditure	
HEAD	Ministry/Department/Agency	
	Executive:	
39	Presidency	97,913,321,898

40	Ministry of Defence	1,308,493,771,066
41	Ministry of Foreign Affairs	140,455,735,394
42	Federal Ministry of Information and National Orientation	47,395,286,100
43	Federal Ministry of Art, Culture and Creative Economy	16,108,999,182
44	Federal Ministry of Tourism	3,957,094,370
45	Ministry of Interior	362,551,613,146
46	Office of the Head of the Civil Service of the Federation	9,764,964,125
47	Auditor General for the Federation	7,933,985,589
48	Ministry of Police Affairs	869,120,667,114
49	Federal Ministry of Communications, Innovation and Digital Economy	20,945,089,220
50	National Security Adviser	199,763,473,601
51	Infrastructure Concession Regulatory Commission	588,176,868
52	Secretary to the Government of the Federation	100,706,591,140

53	Federal Ministry of Special Duties & Inter - Governmental Affairs	6,789,154,211
54	Federal Ministry of Agriculture and Food Security	110,248,278,868
55	Federal Ministry of Finance	27,567,718,899
56	Federal Ministry of Budget and Economic Planning	13,067,799,093
57	Federal Ministry of Industry, Trade and Investment	22,386,273,552
58	Federal Ministry of Labour and Employment	19,186,350,229
59	Federal Ministry of Innovation, Science and Technology	55,911,030,690
60	Federal ministry of transportation	18,883,022,533
61	Federal Ministry of Marine and Blue Economy	1,327,030,216
62	Federal Ministry of Aviation and Aerospace	9,876,330,574

53	Federal Ministry of Power	1,218,123,320
54	Ministry of Petroleum Resources	38,300,676,150
55	Federal Ministry of Steel Development	10,563,520,488
56	Federal Ministry of Solid Minerals Development	4,326,214,790
57	Federal Ministry of Works	39,374,777,404
58	Federal Ministry of Housing and Urban Development	2,985,835,219
59	National Salaries, Incomes and Wages Commission	1,795,165,036
70	Fiscal Responsibility Commission	770,906,382
71	Federal Ministry of Water Resources and Sanitation	14,899,450,843
72	Federal Ministry of Justice	48,458,209,151
73	Independent Corrupt Practices and Related Offences Commission	13,796,904,903
74	Federal Capital Territory Administration	-
75	Federal Ministry of Niger Delta Development	3,209,374,816

76	Federal Ministry of Youth	201,467,454,752
77	Federal Ministry of Sports Development	11,234,776,621
78	Federal Ministry of Women Affairs	2,425,262,191
79	Federal Ministry of Education	857,134,132,339
80	Federal Ministry of Health and Social Welfare	667,577,299,246
81	Federal Ministry of Environment	32,532,686,668
82	National Population Commission	11,641,859,478
83	Ministry of Humanitarian Affairs and Poverty Alleviation	10,351,437,602
	Sub-Total: Executive	5,451,005,825,082

Federal Executive Bodies:		
84	Code of Conduct Bureau	2,964,368,751
85	Code of Conduct Tribunal	1,120,461,155
86	Federal Character Commission	4,159,366,385
87	Federal Civil Service Commission	1,550,190,027
88	Police Service Commission	1,350,544,411
89	Revenue Mobilisation, Allocation, and Fiscal Commission	3,062,294,410
	Sub-total: Federal Executive Bodies	14,207,225,139
	Overhead Reserve	-
	Government-Owned Enterprises - Recurrent	1,059,617,780,421
	TETFUND (Recurrent)	35,000,000,000
	Pension, Gratuities and Retirees Benefits	
	Total Allocation:	673,129,981,736
	Office of the Head of Civil Service (Civilian Pension)	39,503,863,570



**THANK YOU
FOR
LISTENING**

